




Conventional Spray Guns & Accessories

Conventional Air Atomizing Spray Guns

Table of Contents

About Binks	2
Conventional Air Spray Guns	3
Features and Benefits	4
Selecting the Right Air Spray Gun	5
2001, 2001SS	6
95	7
7	8
115 Touch-Up Gun and Wren Airbrush	9
95A, 95AV, 95AR (Automatic)	10
21 Gun (Automatic)	11
603 Gun (Automatic)	11
Binks Line-Striping Guns	
30, 30A, 21M, 95AM, 33SS	12
Airless Hand and Automatic Guns	
Airless 1, 1M, 550, 570	13
Specialty Spray Guns	
7D, 7E2, 140B, 190, 460	14
Spray Gun Cups	
Pressure and Siphon	15
Spray Gun Extensions	16
Spray Gun Accessories	17
Air Nozzle Identification Guide	18
Fluid Nozzle Identification Guide	19
Nozzle & Needle Selection Chart	20
Nozzle & Needle Selection Chart for 460, 115 and Tips for Extensions	21
7D, 7E2 Fluid Nozzle, Fluid Needle, & Nozzle Selection Charts	22
Airless Twist Tip Chart	22
System Solutions	23

In 1890, Binks pioneered the spray gun industry with the introduction of the first cold-water paint spraying machine. Today, you can find spray finishing technology from Binks at work in virtually every industry around the world. In the many years that have passed, Binks has grown to be a world leader in the design and manufacture of finishing equipment, offering products in the industrial and automotive markets.



The various spray guns and accessories shown in this catalog represent a small part of Binks extensive product line. Binks manufactures air and airless spray painting outfits, high and low pressure material handling pumps, pressure tanks, paint circulating systems, and much more.



Binks products are backed by a company with over 100 years experience in the spray finishing market. In addition, Binks operates foreign subsidiary companies in the United Kingdom, Continental Europe, Japan, and Australia.

If you would like more information about our products, please contact us at our corporate headquarters in Glendale Heights, Illinois.

Phone (630)-237-5000

Conventional Air Atomizing Spray Guns

■ Type of Guns

A spray gun is the key component in any finishing system – whether the application involves large-scale industrial finishing or delicate precision painting.

The right tool for your application is a special combination of several factors. These include the delivery system and atomization method, as well as the spray gun's air cap, fluid tip and needle combinations. The best tool for the job will allow you to maximize the finish quality in a minimum amount of time.

Your application also determines the type of material container required. For continuous spraying and high-volume applications, material can be stored in large cups or tanks that range in capacities from 2 quarts to 60 gallons. Low-volume, touch-up and detail spray finishing operations call for smaller cups that attach directly to the gun.

■ Air Atomizing

Binks air atomizing spray guns are recommended when finish quality is of the utmost importance. Choose from a wide selection, including: light duty (for occasional maintenance and touch-up jobs), standard production, and heavy duty (for spraying a wide range of coatings), and automatic spray guns.

■ Airless

Airless spraying does not directly use compressed air to atomize the coating material. A pump delivers paint to the spray gun under high hydraulic pressure (500 to 4500 PSI) to atomize the fluid. The fluid is then released through an orifice in the spray nozzle. This process increases transfer efficiency and production speed with less overspray than conventional air atomized spray. It is the fastest means of applying a coating. In some cases, however, fine finishes cannot be achieved.

■ Material Delivery Methods

Pressure Feed systems are the perfect solution for various finishing applications: when you need to deliver large amounts of material to the finish area, when fast application is required and when the material is too heavy to be siphoned from a container. Designed to handle volumes of material up to 40 oz. per minute, pressure feed fluid flow is dependent on the air or pump pressure.

Suction Feed systems siphon material from a cup attached to the gun. Designed to handle up to 14 oz. of material per minute, suction feed guns are ideal for applications that involve frequent color changes and finishing jobs that require only small amounts of material.

Gravity Feed spray guns feature an attached cup on top of the gun. Material fluid flow is created by gravity, which allows the operator to make fine adjustments between the atomizing pressure and fluid flow, and utilize virtually all material in the cup.

■ Atomizing Methods

External Mix guns mix and atomize the air and fluid outside the air cap. A method for applying virtually any type of material, external mix atomization is perfect for high-quality finishing and fast-drying materials such as lacquer.

Internal Mix guns mix the air and material inside the air cap. This makes this type of spray gun well-suited for low-pressure, low-air-volume applications involving slow-drying finishing materials.

Features and Benefits

Durability

Drop-forged aluminum gun bodies are strong, durable and lightweight.

Trigger strike pad makes trigger action smooth and extends air valve life.

Trigger is designed with reinforced wear points.

All gun components have been life cycle tested to ensure reliability in production environments.

Long-life needle packings.



- Anodized Drop-forged Aluminum Body
- Comfortable Grip Design
- Fluid Adjustment
- Spray Pattern Adjustment
- Rugged Construction yet lightweight
- Full Range of Air and Fluid Nozzles

Performance

Dual-seal fluid inlet assures a positive seal.

Lightweight and precision-balanced for operator comfort. Sized to fit both the operator and the application, in standard-size and mid-size models.
Easy to Use

Large "two-finger" trigger provides light trigger action for easy operation and comfort.

Knurled knobs for easy adjustment of pattern and fluid flow.

1/4" air inlet connects to any standard compressor system.

Maintenance

Simple, straightforward design for easy care and maintenance.

Economical replacement parts are available and easy to install.

Features

- Replaceable Spray Head
- Broadest Range of Air and Fluid Nozzles Available
- Very Comfortable Grip
- Smooth Operation
- Lightweight
- Low Cost

Selecting Conventional Air Spray Guns

All spray guns utilize similar parts and components to deliver the finish materials.

When the trigger is engaged, it makes contact with the air valve stem which releases the air. Then the trigger pulls the needle out of the fluid tip, allowing material to flow through the orifice of the fluid tip where it is then atomized.

Air Spray Gun Selection Guide

This chart will help you quickly assess which air spray gun is suitable for your specific application. First, decide if you need a manual or automatic gun, and whether you need it for high or low production volume. Then, under the heading

that meets these criteria, find the usage description that best matches your application. Complete information about the recommended spray gun can be found on the subsequent pages (as referenced in the chart).

	High Production	Pressure Feed	Siphon Feed	Aluminum Body	SS Wetted Parts	Plated Brass Wetted Parts	Tungsten Carbide Nozzle/Needle	Continuous Spray (Bleeder)	Very Thin Materials	Thin Materials	Medium Materials	Heavy Materials	Very Heavy Material	Adhesives	Ceramics	Buffing Compounds	Concrete Cure Compounds	Multi-Color	Teflons	Wrinkle Enamels	Zinc Rich	WaterBorne	Corrosives
Manual Spray																							
2001 (pg 6)	●	●	●	●	●			●	●	●	●	●	●			●	●	●	●	●			
2001SS (pg 6)	●	●	●	●	●			●	●	●	●	●	●			●	●	●	●	●	●	●	●
2001V (pg 6)	●	●	●	●	●	●		●	●	●	●	●	●	●	●	●	●	●	●	●	●	●	●
95 (pg 7)	●	●	●	●	●			●	●	●	●	●	●			●	●	●	●	●	●	●	●
7 (pg 8)	●	●	●	●	●			●	●	●	●	●	●			●		●	●	●	●	●	●
Touch-up																							
115 (pg 9)	●	●	●	●	●			●	●	●	●												
Wren (pg 9)	●		●					●	●	●													
Automatic																							
95A & 95AR (pg 10)	●	●		●	●			●	●	●	●	●	●			●	●	●					
95AV (pg 10)	●	●		●	●	●		●	●	●	●	●	●	●	●				●	●	●	●	●
21 (pg 11)	●	●		●		●		●	●	●	●	●	●			●	●	●			●	●	●
21V (pg 11)	●	●		●		●	●	●	●	●	●	●	●	●	●				●	●		●	●
603 (pg 11)	●	●		●	●		●	●	●	●	●	●	●			●	●	●	●		●		●
603V (pg 11)	●	●		●	●	●	●	●	●	●	●	●	●	●	●				●				
460 (pg 14)	●	●		●		●		●	●	●	●												
Line Striping																							
30 (pg 12)	●	●		●		●					●												
30A (pg 12)	●	●		●		●					●												
21M (pg 12)	●	●		●		●					●												
33SS (pg 12)	●	●			●						●	●									●	●	
95AM (pg 12)	●	●		●	●						●										●	●	
Speciality																							
7D (pg 14)	●	●		●							●	●											
7E2 (pg 14)	●	●		●							●	●											
140B (pg 14)	●		●	●				●	●	●													
Airless- Hand																							
Airless 1 (pg 12)	●	●		●	●			●	●	●	●										●	●	
Airless 1M (pg 12)	●	●		●	●					●	●	●									●	●	
Airless - Automatic																							
550 (pg 13)	●	●		●	●			●	●	●	●												
570 (pg 13)	●	●		●	●			●	●	●	●												

2001 Spray Gun

Model 2001

The Model 2001 is compact, lightweight, and well balanced. This, together with a specially designed grip, measurably improves operator control and handling comfort. With the largest selection of air nozzles in the industry behind it, the Model 2001 will spray all conventional coatings, including high solids.

The spray gun is precision machined, the body from forged anodized aluminum alloy and the nickel plated head from forged brass.

Model 2001SS

Same features as the Model 2001 Spray Gun, but a stainless steel head is utilized for corrosive materials.

Model 2001V

Same features as the Model 2001 Spray Gun, but a tungsten carbide fluid nozzle and needle valve are used. For use with abrasive fluids.

Technical Specifications:

Body:	Drop-forged anodized aluminum
Weight:	24 Oz.
Air Inlet:	1/4" NPS (M)
Fluid Inlet:	3/8" NPS (M)
Fluid Passages:	Brass/Electroless nickel plated
Feed Type:	Pressure/Siphon Feed
Part Sheet:	77-2316
Gun Repair Kit:	6-229



Most Popular Nozzle Set Ups:

2001 Gun	66ss x 66SD
2001 Gun	63Bss x 63PB
2001 Gun	66ss x 66SK
2001 Gun	68ss x 68PB

Standard Fluid Nozzle and Needle are 303 Stainless Steel

2001 Gun Outfits: ♦

2 Qt. Pressure Cup	98-1067
2 Qt. SG-2 Pressure Cup	98-1227
2 Gal. Tank (Multicolor Applications)	98C-359

♦ Each outfit includes Air and Fluid Hose Assemblies when required

95 Spray Gun

Model 95

Model 95 is a high production spray gun that can be used with most coatings. It provides superior performance and efficiency. The spray gun features all stainless steel fluid passages, 60 Series air and fluid nozzles, an extra wide trigger, large control knobs, and an ergonomic forged aluminum body. Available in a variety of manual and automatic models, the Model 95 Spray Gun is ideal for industrial applications, touch-up spraying, automated spray systems, and test coating laboratories.

Specifications:

Air Inlet:	1/4" NPS (m)
Fluid Inlet:	3/8" NPS (m)
Weight:	1 lb. 11 oz.

Technical Specifications:

Body:	Drop-forged anodized aluminum
Weight:	27 Oz.
Air Inlet:	1/4" NPS (M)
Fluid Inlet:	3/8" NPS (M)
Fluid Passages:	Stainless Steel
Feed Type:	Pressure/Siphon Feed
Part Sheet:	77-2625
Gun Repair Kit:	54-3577
VT Inlet Kit:	54-4511

Most Popular Nozzle Set Ups:

95 Gun	66ss x 66SD
95 Gun	63Bss x 63PB
95 Gun	66ss x 66SK

Standard Fluid Nozzle and Needle are 303 Stainless Steel



Model 7 Spray Gun

Model 7

The Model 7 spray gun is used for all production spraying, but is recommended primarily for siphon use with the Binks 81-810 1 quart Drip-Proof cup.

Drop forged aluminum body. Large air passages. Plated drop forged brass head. Adjustable floating fluid needle valve. Stainless steel air valve cartridge. Controls at back of gun. Adjustable spray pattern.



Technical Specifications:

Body:	Drop-forged anodized aluminum
Weight:	28 Oz.
Air Inlet:	1/4" NPS (M)
Fluid Inlet:	3/8" NPS (M)
Feed Type:	Pressure/Siphon Feed
Part Sheet:	77-1153
Gun Repair Kit:	6-188

Most Popular Nozzle Set Ups:

7 Gun	36SS x 36SD
7 Gun	36SS x 36SK

Standard Fluid Nozzle and Needle are 303 Stainless Steel

Model 7 Gun Nozzle and Needle Selection Chart

Type of Fluid	Fluid x Air Nozzles	Type	CFM at			Max Pattern At 8"	Fluid Needle ■	Air Nozzle Retaining Ring
			30 PSI	50 PSI	70 PSI			
THIN								
Lacquers, Sealers	33SS x 33PM	Pressure	10.1	15.0	20.0	10"	33	54-704◆
Stains, Primers	36SS x 36SD	Siphon	7.8	11.5		10"	36	◆
Zinc Chromates								
MEDIUM								
Lacquers, Enamels	36SS x 36SD	Siphon	7.8	11.5		10"	36	◆
Varnishes, Shellacs	36SS x 36SK	Siphon	11.5	15.7	20.2	13"	36	◆
Primers, Epoxies								
Urethanes,								
MEDIUM HEAVY								
House Paints	38SS x 38PM	Pressure	9.3	14.9	20.0	10"	38	◆
Multi-colors								
Wrinkles								

◆ Not furnished with nozzle. Please order separately. ◆ Furnished with nozzle. ■ All fluid needles are stainless steel.
Fluid nozzle orifice sizes - 33SS = .040 36SS = .070 38SS = .086

115 Touch-up Gun and Wren Airbrush

Model 115

Small, lightweight precision touch-up spray gun for fine finishes. Easy to use. Ideal for touch-up, shading, and spotting jobs. One piece drop-forged aluminum body. Brass fluid passage insert. Overhead trigger is curved to fit index finger. Self-adjusting brass air nozzle. Adjustable spray pattern.

Available with 81-540 eight ounce siphon cup (shown below) . Please order separately.



Technical Specifications:

Body:	Drop-forged aluminum
Weight:	8 Oz.
Air Inlet:	1/4" NPS (M)
Fluid Inlet:	1/4" NPS (M)
Fluid Passages:	Brass/Electroless nickel Plated
Feed Type:	Pressure/Siphon Feed
Part Sheet:	77-2282
Gun Repair Kit:	6-222



Most Popular Nozzle Set Ups:

115 Gun	78ss x 78SD
115 Gun	78ss x 78S

115 Gun Accessories:

81-540	8 Oz. Siphon Cup - (Metal- Shown below)
81-384	8 Oz. Siphon Cup - (Plastic -not shown)



Wren Airbrush

The Wren airbrush is single-action style. Air and fluid are delivered simultaneously. The fluid delivery is controlled by rotating the fluid nozzle to allow more fluid to be siphoned into the air stream. Simple to operate and easy to maintain, the Wren produces excellent results. Because there are different types of nozzles available for Wren airbrushes, it is important to consider the type of work being done, the fineness of the line desired, and the kind of materials being sprayed when selecting nozzles.

Standard setup is a Wren with a "B" nozzle. Optional "A" and "C" nozzles are available. Please order separately.

"A" - Small nozzle opening for fine lines. For use with inks, stains, dyes.
 "B" - Larger nozzle opening for use with thinned lacquers, enamels, etc. (Interchanges with "C" airbrush).
 "C" - Largest nozzle opening for ceramic under glazing, thinned overglazes, and other applications not requiring fine control.
 Part Sheet 77-1541


Wren Outfit

Model No. 59-10006 Set - Includes "B" Airbrush, 1/4, 1/2 , and 2 Fl.Oz. Color Bottle Assemblies, 6 Ft. Lightweight Vinyl Hose with Connections and case.

95A, 95AV, 95AR & 95APF (Automatic Guns)

Model 95A (Automatic)

A conventional style air spray gun that is pneumatically activated for applications with reciprocating, rotary, spindle machines, and in stationary spray gun set-ups. Exceptionally rugged, the Model 95A is designed to stand-up under hard, continuous use. 60 Series air and fluid nozzles are used in this spray gun. The 60 Series nozzles provide spray patterns from a one inch spot to a wide fan with uniform coverage. All fluid contact surfaces within the spray gun, including inlet, nozzle and needle, are constructed of stainless steel for use with waterborne as well as conventional coatings.



95A Technical Specifications:

Body:	Drop-forged anodized aluminum
Weight:	20.5 Oz.
Cylinder Air Inlet:	1/4" NPS (M)
Cylinder Air Pressure:	40 PSI Min. 100 PSI Max.
Atomization Air:	1/4" NPS (M)
Fluid Inlet:	3/8" NPS (M)
Fluid Passages:	Stainless Steel
Fluid Pressure:	100 PSI Max.
Mounting Hole:	1/2"
Part Sheet:	77-2641
Gun Repair Kit:	54-3579
VT Inlet Kit	54-4511

Technical Specifications:

95A Gun	63Bss x 63PB
95A Gun	62ss x 63PB
95A Gun	66ss x 66SD
95A Gun	63Ass x 63PB

Standard fluid Nozzle and Needle are 303 Stainless Steel

Model 95AV

Same features as the Model 95A Spray Gun, but a tungsten carbide fluid nozzle and needle are used. For use with abrasive fluids.

Model 95AR

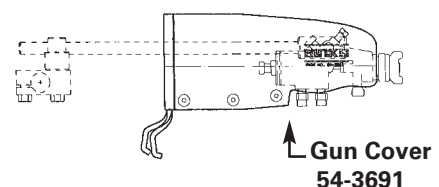
Same features as Model 95A Spray Gun, but has ratchet type adjustable needle valve control. Recommended for installations requiring numerous fluid control adjustments. Part Sheet 77- 2655

Model 95APF (not shown)

Similar to Model 95A Spray Gun, but recommended for Pharmaceutical and Food Spraying. Product contact surfaces are constructed of FDA acceptable materials. Part Sheet 77- 2706

Accessories:

Mounting Bracket	54-380
Gun Covers	54-3691 (Package of 20)
Heavy Duty Spring for high viscosity fluids	54-4096



21 and 603 (Automatic Guns)

Model 21

Heavy duty pneumatically operated gun for spraying all conventional coatings. Gun is controlled remotely with three-way valve. Recommended for rotary, reciprocating, and spindle machines. Drop forged brass plated body. Adjustable stainless steel fluid needle. Adjustable spray pattern controlled at side of gun head.

Model 21 V

Same features as Model 21 Spray Gun, but a tungsten carbide fluid nozzle and needle are used. For use with abrasive fluids.

21 Technical Specifications:

Body:	Plated Brass
Weight:	41 Oz.
Cylinder Air Inlet:	1/4" NPS (M)
Cylinder Air Pressure:	40 PSI Min. 100 PSI Max.
Atomization Air:	1/4" NPS (M)
Fluid Inlet:	3/8" NPS (M)
Fluid Passages:	Brass/Electroless nickel plated
Fluid Pressure:	100 PSI Max.
Mounting Hole:	1/2"
Part Sheet:	77-1143
Gun Repair Kit:	6-191


Most Popular Nozzle Set Ups:

21 Gun	63Bss x 63PB
21 Gun	68ss x 709ss (line-stripping applications)
21 Gun	66ss x 66SD
21 Gun	59Css x 262 (line-stripping applications)

Standard fluid Nozzle and Needle are 303 Stainless Steel

Accessories:

Mounting Bracket	54-380
Gun Covers	54-3691 (Package of 20)



Model 21

Model 603

Standard duty gun for continuous spraying operations. Fluid needle valve is always open. Drop forged aluminum body. Stainless Steel head, fluid needle and fluid nozzle. Adjustable spray pattern. For use with corrosive fluids, paint, as well as commonly used materials.

Model 603V


Same features as 603, but for use with corrosive and/or abrasive fluids. Fluid nozzle has tungsten carbide insert.

603 Technical Specifications:

Weight:	15 Oz.
Air Inlet:	1/4" NPS (M)
Cylinder Air Pressure:	25 PSI Min. 50 PSI Max.
Fluid Inlet:	3/8" NPS (M)
Fluid Pressure:	100 PSI Max.
Mounting Hole:	1/2"
Part Sheet:	77-1729
Gun Repair Kit:	6-1303

Most Popular Nozzle Set Ups:

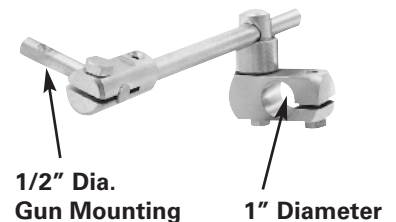
603 Gun	66SS x -66SD
603V Gun	67VT x 67PD



Model 603

Accessories:

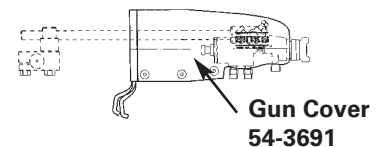
Mounting Bracket	54-380
Gun Covers	54-3691 (Package of 20)



1/2" Dia.

Gun Mounting

1" Diameter



Gun Cover
54-3691

Line Striping Spray Guns

Reliability • Versatility • Value

■ Model 30 Bead Gun & (Model 30 Big Bore)



Developed by Binks for laying out glass bead during a line striping operation. Will spread glass beads at a rate of 20lbs. per minute. Pneumatically operated from the rear of the gun using a minimum of 50 psi. Use on hand line strippers or moving trucks. The gun is furnished with four nozzle inserts with orifice dias. of 7/32", 1/4", 9/32" and 11/32". Part sheet 2151.

A optional Big Bore Kit (6-1287) with a 1/2" dia nozzle delivers glass beads at a rate of up to 60lbs. per minute @ 70 psi. Actual wt. 6 lbs. 1 oz. Part sheet 77-2774

■ Model 30A - High Flow (not shown)

Similar in design to Model 30, but the 30A is a "bleeder" type heavy materials spray gun for road marking operations requiring a high volume delivery of viscous materials. 1/4" NPS(m) air inlet. 3/4" NPS(m) fluid inlet. Actual wt. 6 lbs. 1 oz. Part sheet 77-2258.

■ Model 21M Gun




Heavy duty, pneumatically operated gun for spraying all conventional coatings. Drop-forged, brass-plated body. Adjustable stainless steel fluid needle. Adjustable spray pattern control at side of gun head. Replaceable gasket fluid nozzle seal. Gun controlled remotely with three-way valve. Requires 35 PSI air pressure to trigger. Up to 250 cycles per minute. 3/8" NPS (m) fluid inlet. 1/4" NPS (m) air connections. 1/2 inch diameter mounting hole. Shipping wt. 3 lbs. Actual wt. 2 lbs. 9 oz. Part sheet 77-2335.

■ Model 95AM (not shown)

Heavy duty pneumatically operated spray gun for slow or high speed highway marking operations. Stainless steel fluid inlet, nozzle, needle, and needle tip. 95AM will spray many types of coatings, including water, solvent based, and abrasives. 1/4" NPS(m) air inlet. 3/8" NPS(m) fluid inlet. Actual wt. 1 lbs. 8 oz. Part sheet 77-2661.

■ Model 33 SS Gun



Heavy duty high volume gun for use on automatic road striping machines. Can be used at vehicle speeds of 15 to 25 m.p.h. Brass body and stainless steel head. Stainless steel fluid needle valve. Hardened steel fluid nozzle. Optional nitralloy, hardened steel, or tungsten carbide air nozzle. A port of catalyst injection in the atomizing air is included. Pneumatic operated trigger opens at 45 PSI. Fan spray nozzle. 1/2" NPS (m) fluid inlet. 3/8" NPS (m) atomizing air inlet. 1/4" NPS (f) cylinder air inlet. Shipping wt. 7 1/4 lbs. Actual wt. 6 lbs. 1 oz. Part sheet 77-1441.

Part Number 54-2831 Spray Shield.

Use with 21, 21M and 95AM line striping guns to insure sharp edge spray patterns.

Fluid Nozzle	GPM	Air Nozzle	CFM	Fan Width @ 6 inches
59ASS	2.5	242	6	5"
59BSS	3	252	11.5	6"
59CSS	3.5	262	11	7"



Airless Hand and Automatic Spray Guns

Airless 1



This lightweight drop-forged, manual spray gun, (for applying various maintenance and decorative finishes) features a stainless steel head and fluid passages, ball-type fluid valve, removable valve assembly, tungsten carbide seat, and built-in diffuser. The thumb-operated safety trigger lock permits one hand locking, unlocking, and triggering. A tip guard is included for added safety. (Maximum operating pressure is 6000 PSI.) Part Sheet: 77-2340. (Spray tip not included, order separately)

Airless 1M- similar to Airless 1, but designed for the application of abrasives and high viscosity fluids such as plastics, adhesives, sound deadeners, as well as conventional paints and coatings. Fluid head can be rotated 180°, 3/8NPT(f) fluid inlet with a 9/16-18 JIC(m) adapter. Part Sheet 77-2495

Model 550




For spraying protective coatings such as lacquers, enamels, water-based emulsions, mold release agents, and sound deadeners. Spray gun equipped with tip guard, stainless steel fluid passages, and forged aluminum spray gun body. Actuating air pressure is 40-60 PSI. The material body may be installed in any of four positions to facilitate fluid hose connection. Spray nozzle not included, order separately. Mounting hole is 1/2" diameter, furnished with set screw. (Maximum operating pressure is 3000 PSI.)

550 Specifications

Air Inlet:	1/4" NPS (m)
Fluid Inlet:	1/4" NPS (m)
Weight:	1 1/2 lbs.
Part Sheet:	77-2120

Model 570



Same as Model 550, but constructed with larger fluid inlet and passages. Used for spraying heavy materials such as mastics and undercoatings. Spray nozzle not included, order separately. (Maximum operating pressure is 3000 PSI.)

570 Specifications

Air Inlet:	1/4" NPS (m)
Fluid Inlet:	1/2" NPT (f)
Weight:	2-1/2 lbs.
Part Sheet:	77-2122

Airless accessories

Airless nozzle extensions - attach to airless guns for access to hard-to-reach areas. Available made to order in various lengths. (Gun or tip not included). Contact customer service for details.

FLAT TIP ASSEMBLIES FOR AIRLESS GUNS

PART NUMBER	STAMPED NUMBER	ORIFICE (INCHES)	FAN WIDTH (12" FROM SURFACE)
9-1170	9-1170	.011	8-10
9-1180	9-1180	.011	10-12
9-1350	9-1350	.013	8-10
9-1360	9-1360	.013	10-12
9-1380	9-1380	.013	12-14
9-1550	9-1550	.015	8-10
9-1560	9-1560	.015	10-12
9-1590	9-1590	.015	14-16
9-1840	9-1840	.018	10-12
9-1860	9-1860	.018	12-14
9-1890	9-1890	.018	16-18

PART NUMBER	STAMPED NUMBER	ORIFICE (INCHES)	FAN WIDTH (12" FROM SURFACE)
9-2140	9-2140	.021	10-12
9-2180	9-2180	.021	16-18
9-2340	9-2340	.023	10-12
9-2640	9-2640	.026	12-14
9-3120	9-3120	.031	6-8
9-3140	9-3140	.031	12-14
9-3170	9-3170	.031	16-18
9-3180	9-3180	.031	18-20

PART NUMBER	STAMPED NUMBER	ORIFICE (INCHES)	FAN WIDTH (12" FROM SURFACE)
9-3620	9-3620	.036	6-8
9-3640	9-3640	.036	12-14
9-3660	9-3660	.036	16-18
9-3680	9-3680	.036	18-20
9-4340	9-4340	.043	12-14
9-4380	9-4380	.043	18-20
9-6230	9-6230	.062	8-10

Specialty Spray Guns - (Heavy duty)

Model 7D



Designed for continuous spraying of heavy bodied fluids. Drop-forged aluminum body. Replaceable plated drop-forged brass head. Adjustable floating fluid needle valve. Stainless steel air valve cartridge. Trigger has hardened steel wear plate.

Model 7D

Specifications:

Air Inlet: 1/4" NPS (m)
 Fluid Inlet: 1/2" NPS (m)
 Weight: 1 lb. 14 oz.
 Part Sheet: 77-2670

Model 7E2



Designed for spraying heavy bodied fluids such as roof coatings, block fillers, and similar materials. Drop-forged aluminum body. Extra large fluid passage in plated drop-forged brass head. Adjustable floating needle valve and stainless steel air valve cartridge. Hardened steel four finger trigger. Controls at back of the spray gun. Non-adjustable spray pattern.

Specifications:

Air Inlet: 3/8" NPS (m)
 Fluid Inlet: 3/4" NPS (m)
 Weight: 1 lb. 14 oz.
 Part Sheet: 77-1341

Model 140B



Use for spraying solvents to clean engines and other machinery. Brass body. Ten inch nozzle/tube length. Has flexible tubing with hose clamp for siphoning solvent from container. Requires 14 CFM air at 50 PSI. 1/4" NPS (m) air inlet.

Part Sheet 77-1191

Model 190 Air Blow Gun



Use for dusting, drying, removing chips, etc. Pistol grip style with aluminum die cast body. Nozzle number 60-40 (complies with paragraph 50-204 Walsh-Healy Alt and OSHA where air inlet does not exceed 100 PSI) with 1/16" orifice is standard. Also available with 60-41 5-1/2" extension. 1/4" NPT (m) air inlet. Air consumption 3-1/2 CFM at 50 PSI.

Part Sheet 77-1108

Model 460 Mini-Automatic Gun



Lightweight, small gun for precision finishing of small parts. Forged aluminum body. Stainless steel fluid nozzle. Adjustable stainless steel needle valve.

Dual air controls, one for spray pattern and one for atomizing air. May be operated by remote 2 or 3-way valve. Optional spray pattern depending upon nozzle selected.

Specifications

Air Inlet: 1/4" NPS (m)
 Fluid Inlet: 1/4" NPS (m)
 Weight: 6 oz.
 Part Sheet: 77-2019

NOTE: Specify fluid and air spray nozzle setup when ordering air spray gun. See page 21.

Spray Gun Cups

SG-2 Plus Steadi-Grip 2 Quart Pressure Cups



NEW! Model 80-651
SG-2 Plus Steadi-Grip
Rotary Agitator Two
Quart pressure cup.
Part Sheet 77-2842



NEW! Model 80-601
SG-2 Plus Steadi-Grip
Oscillating Agitator Two
Quart pressure cup
Part Sheet 77-2841



NEW! Model 80-600
SG-2 Plus Steadi-Grip
Non-agitated Two
Quart pressure cup
Part Sheet 77-2841

Accessories for SG-2 80-600, 80-601 and 80-651

80-356 Quantity pack of 12 disposable liners for 80-600, 80-601 and 80-651
80-392 EPDM gasket for 80-600, 80-601 and 80-651
Additional accessories available, ask for sales bulletin A81-11

Pressure Cups

Model 80-295 (not shown)
Two Quart "Steady-Grip" with handle.
Shipping weight 3.5 lbs.
Part Sheet 77-2823

Model 80-296 (not shown)
Fifty Ounce stainless steel
pressure cup and 1 regulator
Part Sheet 77-2824

For 2 regulator set-up order -
80-296 (cup and 1 regulator) plus
85-441 (2 regulator conversion kit)

Model 80-511 (not shown)
One Quart stainless steel pressure
cup and 15 PSI regulator

Model 80-294 (shown below)
One Quart. Furnished with pressure
regulator and gauge 50 PSI max.
Shipping weight 3 lbs.
Part Sheet 77-2822



Siphon Cups

Model 81-800 - (not shown)
One Quart Drip-Proof
clamp type with extra vent tube.
3/8" NPS (f). Shipping weight 16 Ozs.
Part Sheet 77-2794

Model 81-540 - (not shown)
Eight Ounce clamp type Shipping
weight 8 oz. 1/4" NPS (f) .
72-55 adapter available for 3/8"
NPS (f) connection to spray gun.
Part Sheet 77-1261

Solvent Saver Cup

Model 81-810 - (shown below)
One Quart Drip-Proof
Cup features exclusive non-stick
coating inside that wipes clean in
seconds. Fits Spray Gun Models 7,
95, and 2001 Series of handguns.
Part Sheet 77-2795




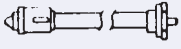
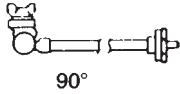

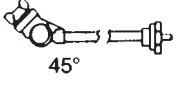
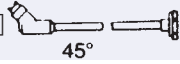



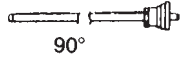

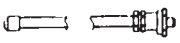

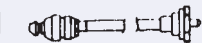



Cup Accessories

"Strain-It" Strainers - (not shown)
Part Number 81-82 (white), 145 mesh/inch
Part Number 81-83 (blue), 100 mesh/inch
Part Number 81-84 (red), 80 mesh/inch
Fits on all spray gun cups. Stainless
steel screen in three mesh sizes lasts
and lasts. Packaged 5 per carton.

Gun Siphon Cup Strainer, 50-mesh
Part Number 149-278 - (not shown)
A final strainer for air atomized siphon
spray gun cups. The 50-mesh brass
filter strainer can be used with all
enamels and lacquers. Holds firmly on
all siphon tube sizes up to 7/16 inches
in dia. Packaged 12 per carton.

Spray Gun Extensions

Nozzle Extensions designed to reach out-of-the-way places. Models for general use and for specific applications. Use for conventional coatings with spray guns as listed. *Note:* When ordering, specify spray gun model that extension is to be used with and specify nozzle set-up. All extensions furnished with stainless steel needles. See Current Binks Price List for individual extension part numbers. Standard lengths shown in chart below. Custom lengths (◆) and Custom styles (☒) are available as special order - please call Binks Customer Service for pricing. All Gun extensions are special order and are not subject to return.

	Models ☒ = Custom Styles	Clearance Diameter (inches)	Nozzle Set-Up	STANDARD Lengths shown in (inches) ◆ = Custom Sizes Made to Order	For Gun Model	Part Sheet Reference (77-)
EA		1 3/4	Std. External or Internal Mix (see pg. 20)*	9, 15, 24, 36 ◆	2001 95, 95A, 95AR	1368 2659, 2660
EAX	☒ 	7/8	External or Internal Mix (see pg. 21)*	◆	2001 95, 95A	1369 2659, 2660
EB	 90°	3	Std. External or Internal Mix (see pg. 20)* ↘	6, 12, 15, 18, 24, ◆	2001, 21 95A, 95AR	1370 2659, 2660
EBX	☒  90°	1 7/8	External or Internal Mix (see pg. 21)*	◆	2001 95, 95A	1371 2659, 2660
EN	 45°	2 1/2	Std. External or Internal Mix (see pg. 20)* ↘	6, 12, 18, 36, 48 ◆	2001, 21 95, 95A, 95AR	1372 2659, 2660
ENX	☒  45°	1 3/4	External or Internal Mix (see pg. 21)*	◆	2001 95, 95A	1373 2659, 2660
ERX	☒  30° Reverse	1 7/8	External or Internal Mix (see pg. 21)*	◆	2001 95, 95A,	1374 2659, 2660
C	 90°	3/4	Circular (360°) (see pg. 21)	6, 12, 18, 24, 36, 48, 60, 72, 84, ◆	2001, 21, 95, 95A, 95AR	1367 2082 2659, 2660
HC	■ 			12, 24, 36, 48, 60, 72, 84, ◆		
SC	 90°	3/8	Circular (360°)	9, 12, 18, 27, 33, 39, 51, 63, 75, 87, ◆	2001, 21 95, 95A	1328 2659, 2660
MC	☒  90°	1/2	Circular (360°)	◆	2001 95, 95A	1488 2659, 2660
RC		7/16	Round (Not Adjustable)	◆	2001 95, 95A	1328 2659, 2660
SA	☒ 					
CVT	☒ 	1 1/8	Same as for Models C and HC except nozzles have tungsten carbide inserts (see pg. 21)	◆	2001 95, 95A	2083 2659, 2660
HCVT	■ ☒ 					
52-1382		1 3/8	Special for Pipe Interior Circular 360°	1/4 in. Pipe not included	Gun not required	--
52-2410		3/4	Circular 360°	5/16 in. I.D. fluid hose & clamps not included	2001, 95	--

* See Nozzle and Needle Selection. ☒ Special Order - Please call Customer service for price ■ High Volume Material Flow. ◆ Any length not shown made to order (custom).
↘ Extension is available with stainless steel fluid nozzle having tungsten carbide insert. Specify "VT" when ordering. See nozzle setup table.

Spray Gun Accessories

Air Controllers

Part Number
73-125

For air inlet at the gun mounting to give convenient, immediate pressure reading and correction. Anodized aluminum body is fitted with:

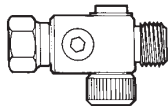
- 1/4" NPS (f) swivel connection for 360° variable position.
- 1/4" NPS (m) thread.
- Pressure adjusting knob and pressure gauge.

Part Sheet 77-2142



Part Number 73-135

High flow for minimal pressure drop. Same as 73-125, but less gauge.



Air Metering Valve Assemblies

Part Number HAV-500

Type: Straight
Thread: 1/4" NPS (f)
1/4" NPS (m)

Part Number 73-159

Type: 90°
Thread: 1/4" NPS (f)
1/4" NPS (m)



Zahn cups

Part Number 40-3568 (#2 Zahn)
Part Number 40-3569 (#3 Zahn)

Gunner's Mate

(spray gun lubricant)

Part Number 6-429

One case of (20) two-ounce Gunner's Mate bottles.

Fluid Strainer Assemblies



Body, Tube, and
Bracket Assembly

Part Number 54-988 (100 mesh)

Part Number 54-982 (150 mesh)

In-line cartridge filter.
Shipping weight 1 lb.

In-Line Cartridge Filter



Cartridge Filter Assembly	Replacement Filter	Mesh Screen
54-990	54-987	100
54-981	54-980	150

Shipping. Wt.

14 oz. 4 oz.

Also adaptable to fluid lines from spray guns.

Fluid Inlet Tube Extension (less fluid strainer)



Part Number 54-957

Brings air and fluid hoses together at the base of the spray gun. Use for Spray Gun Models 95, and 2001. 3/8" NPS (m) connection. Shipping weight 8 oz.

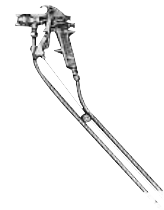
Fluid Circulating Connections

Part Number 72-1823
(stainless) 3/8" NPS connections.



Part Number 111-1354
(high pressure) 1/4" NPS connections. Use in circulating and heated fluid systems. Shipping weight 14 oz.

Spray Gun Extensions



For hard to reach locations. Attaches to Binks Model 2001, 95 or Mach 1 Spray guns. (Add 73-131 adapter to use a 95 or Mach 1 spray gun). For conventional coatings. Air inlet 1/4" NPS (m) Fluid inlet 3/8" NPS (m) Part Sheet 77-1120

Length In Feet	Part No.	Shpg. Wt. (lbs.)	Act. Wt. (lbs.)
4'	54-296	4	3
6'	54-297	5 -1/4	4
8'	54-298	6 -1/2	5

Cleaning Nozzle Attachment



Part Number 54-928

Converts Binks 2001 or 95 spray guns into cleaning and degreasing guns. 54-928 nozzle extension is 10" long x 1/4" ID. Works on siphon and pressure feed spray guns.

Air Nozzle Identification Guide

Low CFM And Low Viscosity Materials

AIR NOZZLE	TYPE	REMARKS	CFM at 50 PSI	MAXIMUM PATTERN
63P	PE	Low CFM Capacity, Medium to Narrow Fan Width	5.1	5"
66S	SE	Low CFM Capacity, Siphon Nozzle	5	9"

Medium Viscosity Material

AIR NOZZLE	TYPE	REMARKS	CFM at 50 PSI	MAXIMUM PATTERN
63PB	PE	An excellent "general purpose" nozzle, used with wide range of materials	14.3	14"
63PH-1	PE	High volume delivery nozzle, anti "fogging," wide fan width use with high solids materials, very wide pattern	15.5	18"
63PR	PE	High production nozzle	15.5	18"
64PA	PE	Used for vitreous enamels and other abrasive materials	18.2	13"
66SD-3	PE	Best air nozzle for adhesive applications	15.4	9"
66PE	PE	High production, high volume delivery nozzle	15	17"
66PH	PE	Used with high solids, vitreous enamels	16.4	16"
66SD	PE	An excellent "general purpose" siphon nozzle, use with wide range of materials	12.1	11"

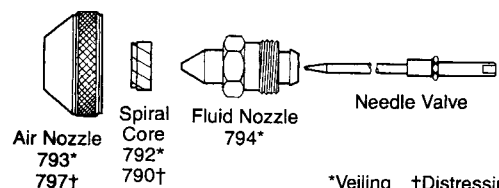
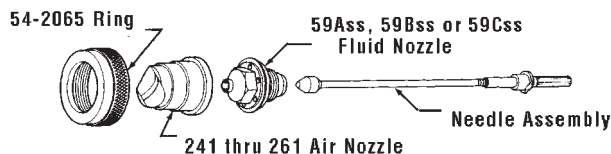
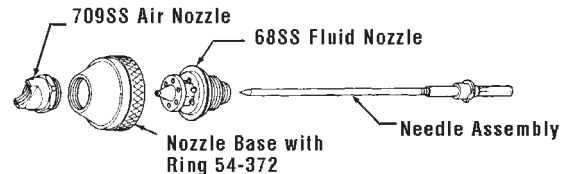
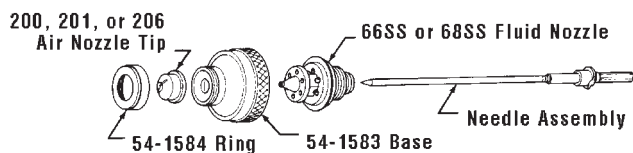
High Viscosity Materials

AIR NOZZLE	TYPE	REMARKS	CFM at 50 PSI	MAXIMUM PATTERN
67PB	PE	An excellent "general purpose" nozzle for heavier viscosities of materials.	14.9	12"
67PD	PE	Used for Zinc rich and other abrasive coatings	15	15"
68PB	PE	An excellent "general purpose" nozzle where a high volume and heavier viscosity materials are required	14.1	12"
66SK	PE	An excellent "general purpose" siphon nozzle, wide pattern with higher fluid, delivery, used with wide range of materials	15.2	13"

Internal Mix Air Nozzles

AIR NOZZLE	TYPE	REMARKS	CFM at 50 PSI	MAXIMUM PATTERN
101	PI	Tungsten Carbide, Used with highly abrasive materials	6.8	11"
190	PI	Tungsten Carbide, Used with road marking materials	11.5	9"
200	PI	Primarily used for multi color applications	5.2	14"
201	PI	Primarily used for light text materials	6.8	11"
206	PI	Primarily used for multi color applications, light texture	9.5	19"
390ss	PI	SS, used with road marking materials on truck mount guns, water-based paint	11.5	9"
391ss	PI	SS, used with road marking materials on truck mount guns, water-based paint	10.5	11"
709ss	PI	Primarily used with push behind line striper	5.75	8"

Note: PE - Pressure External SE - Siphon External PI - Pressure Internal * For other Air nozzles see charts on page 20



*Veiling †Distressing

Fluid Nozzle Identification Guide

Flow Rates for Fluid Nozzles

FLUID NOZZLE	ID SIZE IN. (MM)	FLOW RATE or MATERIAL
Pressure Feed		
63ss	.028" (0.7)	Up to 12 oz./min.
63Ass	.040" (1.0)	Up to 20 oz./min.
63Bss	.046" (1.2)	Up to 25 oz./min.
63Css	.052" (1.4)	Up to 28 oz./min.
64VT	.064" (1.6)	Abrasive enamels
66ss	.070" (1.8)	40 oz./min. and over
67ss	.086" (2.2)	Heavy-body materials
67VT	.086" (2.2)	Abrasive/Heavy-body materials
68ss	.110" (2.8)	Heavy-body materials
Siphon Feed		
66ss	.070 (1.8)	Up to 12 oz./min.

Fluid Nozzle Orifice Size

NOZZLE NUMBER	ORIFICE SIZE (INCHES)	(MM) ORIFICE SIZE	NOZZLE NUMBER	ORIFICE SIZE (INCHES)	(MM) ORIFICE SIZE
JA	.043	1.1	61ss	.022	.6
J-2ss	.043	1.1	62ss	.022	.6
33ss	.040	1.0	63ss	.028	.7
33Bss	.046	1.2	63Ass	.040	1.0
36ss	.070	1.8	63Bss	.046	1.2
38ss	.086	2.2	63Css	.052	1.3
44ss	.187	4.7	63CVT†	.052	1.3
45ss	.250	6.4	64VT†	.064	1.6
46ss	.312	7.9	65ss	.059	1.5
47ss	.375	9.5	66ss	.070	1.8
49ss	.500	12.7	67ss	.086	2.2
57ss	.218	5.56	67VT†	.086	2.2
58ss	.281	7.1	68ss	.110	2.8
59Ass	.171	4.3	68VT†	.110	2.8
59Bss	.218	5.5	69Bss	.172	4.4
59Css	.281	7.7	76ss	.040	1.0
			77ss	.052	1.3
			78ss	.070	1.8
			794ss	.040	1.0

† Stainless steel with tungsten carbide insert.

Nozzle and Needle Selection Chart

Type of Fluid to be Sprayed	Fluid x Air Nozzles	Nozzle Type	CFM at			Max. Pattern at 8"	Fluid Needle Numbers for Spray Gun Models				
			30 PSI	50 PSI	70 PSI		95 SL	95	95A & 95 AR	2001	21
VERY THIN 14-16 secs. Zahn 2 Cup Wash primers, dyes, stains, solvents, water, inks	63ss x 63P	PE	4.5	7.5	10	5	863	663	763	563	263
	63Bss x 63PB	PE	9	14.3	20	14	863A	663A	763A	563A	263A
	66ss x 66SD	SE	7.9	12.1	—	10.5	865	665	765	565	265
	66ss x 66SK	SE	11	15.2	19.5	13	865	665	765	565	265
	63Bss x 200	PI	3.1	5.2	6.4	12	863A	663A	763A	563A	263A
THIN 16-20 secs. Zahn 2 Cup Sealer, lacquers, primers, inks, lubricants zinc chromates, acrylics	63Ass x 63P	PE	5.1	8.37	12.2	11	863A	663A	763A	563A	263A
	63Bss x 63PE	PE	9.5	15	20	13	863A	663A	763A	563A	263A
	66ss x 66SK	SE	11	15.2	19.5	13	865	665	765	565	265
	63Bss x 200	PI	3.1	5.2	6.4	12	863A	663A	763A	563A	263A
MEDIUM 19-30 secs. Zahn 2 Cup Synthetic enamels, varnishes, shellacs, fillers, primers, epoxies, urethanes, lubricants, wax emulsions, enamels	63Bss x 63PB	PE	9	14.3	20	14	863A	663A	763A	563A	263A
	63Css x 63PE	PE	9.5	15	20	13	863A	663A	763A	563A	263A
	66ss x 66SD	SE	7.9	12.1	—	11	865	665	765	565	265
	66ss x 66SK	SE	11	15.2	19.5	13	865	665	765	565	265
	63Css x 200	PI	3.1	5.2	6.4	12	863A	663A	763A	563A	263A
HEAVY (Cream-like) Over 28 secs. No. 4 Ford Cup	67ss x 67PB	PE	9.5	14.9	19.5	12	867	667	767	567	267
	68ss x 68PB	PE	9.5	14.1	19.1	12	868	668	768	568	268
	67ss x 206	PI	6	9.5	13	15	867	667	767	567	267
VERY HEAVY Texture coatings, Road marking paint	68ss x 68PB	PE	9.5	14.1	19.1	12	868	668	768	568	268
	68ss x 206	PI	6.2	9.8	13.2	15	868	668	768	568	268
	59Ass x 244	PI	7.8	11.5	15.2	12	859	659	759	559	259
	59Ass x 245	PI	7.8	11.5	15.2	6	859	659	759	559	259
	59Bss x 251	PI	7.8	11.5	15.2	12	859	659	759	559	259
	59Bss x 252	PI	7.8	11.5	15.2	6	859	659	759	559	259
	59Css x 262	PI	7.3	11	14.7	6	859	659	759	559	259
68ss x 206	PI	6.2	9.8	13.2	15	868	668	768	568	268	
ADHESIVES Waterbase white vinyl glues Solvent base, neoprenes (contact cement)	63Bss x 66SD-3	PE	7.9	12.1	16.2	4	863	663	763	563	263
	67ss x 67PB	PE	9.5	14.1	19.1	12	867	667	767	567	267
	66ss x 66SD-3	PE	7.9	12.1	16.2	10	865	--	--	--	--
CERAMICS Similar abrasive materials, glazes, engobes, porcelain enamel	67VT x 67PD	PE	10	15	20	15	867VT	667VT	767VT	567VT	267VT
	68VT x 68PB	PE	9.5	14.1	19.1	12	868VT	668VT	768VT	568VT	268VT
BUFFING COMPOUNDS	64VT x 64PA	PE	12.1	15	21	13	864VT	664VT	764VT	--	264VT
	67VT x 67PD	PE	10	15	20	15	867VT	667VT	767VT	--	267VT
CONCRETE CURING COMPOUNDS	66ss x 200	PI	3.1	5.2	6.4	15	865	665	765	565	265
	67ss x 206	PI	6	9.5	13	18	867	667	767	567	267
	68ss x 206	PI	6.2	9.8	13.2	20	868	668	768	568	268
MULTICOLOR PAINTS	66ss x 200	PI	3.1	5.2	—	12	865	665	765	565	265
	67ss x 206	PI	6	9.5	—	15	867	667	767	567	267
TEFLONS	63Ass x 63PB	PE	9	14.3	20.1	10	863A	663A	763A	563A	263A
	66ss x 66SD	PE	7.9	12.1	—	7	865	665	765	565	265
HAMMERS	63ss x 63PB	PE	9	14.3	—	14	863A	663A	763A	563A	263A
	66ss x 63PB	PE	9	14.3	—	14	865	665	765	565	265
	66ss x 66SD	PE	7.9	12.1	—	7	865	665	765	565	265
WRINKLE ENAMELS	63Css x 63PB	PE	9	14.3	20	10	863A	663A	763A	563A	263A
	66ss x 63PB	PE	9	14.3	20	10	865	665	765	565	265
ZINC RICH COATINGS	66ss x 67PD	PE	12	18	24	15	865	665N	765	565N	--
	67VT x 67PB	PE	9.5	14.1	19.1	12	867VT	667VT	767VT	567VT	267VT
SPATTER VEILING DISTRESS	66ss x 66PD	PE	3 @15psi	—	—	—	865	665	765	565	265
	794ss x 793	PE	3 @15psi	—	—	—	894	694	792	590	294
	794ss x 797	PE	3 @15psi	—	—	—	894	694	792	590	294
EXTRUSION	66xss extrusion tip		—	—	—	—	--	--	--	565	--

Note: PE - Pressure External SE - Siphon External PI - Pressure Internal



Nozzle and Needle Selection Charts

Model 460 Gun Nozzle Selection Chart

TYPE OF FLUID TO BE SPRAYED	FLUID X AIR NOZZLES	TYPE	CFM AT			MAX. PAT. (INCHES) AT 8 IN.	FLUID NEEDLE
			30 PSI	50 PSI	70 PSI		
THIN							
Lacquers, Enamels, Oils, Inks, Sealers	J930 x J92P	PE	3.0	4.1	5.4	9	940
	J940 x J92R	PE	1.5	2.3	3.0	RD.	940
MEDIUM							
Lacquers, Sealers, Shellacs, Primers, Varnishes, Enamels, Oils	J940 x J92R	PE	1.5	2.3	3.0	RD.	940
	K960 x K92P	PE	2.7	4.0	5.3	9	960

Model 115 Gun Nozzle Selection Chart

TYPE OF FLUID TO BE SPRAYED	FLUID X AIR NOZZLES	TYPE	CFM AT			MAX. PAT. (INCHES) AT 8 IN.	FLUID NEEDLE
			30 PSI	50 PSI	70 PSI		
VERY THIN							
Wash Primers, Dyes, Stains, Cleaning Fluids, Water, Inks	76 x 76P	PE	4.9	7.2	9.5	8	76ss
	77 x 77P	PE	4.2	6.8	9.3	9	77ss
	76 x D76S	SE	2.2	3.4	4.5	6	76ss
	77 x 3/4	SE	2.9	4.6	--	8	77ss
	78 x 78S	SE	4.2	6.9	--	8	78ss
	78 x 78SD	SE	2.8	4.0	--	7	78ss
THIN							
Sealers	77 x 77P	PE	4.2	6.8	9.3	9	77ss
Primers	78 x 78P	PE	4.8	7.0	9.4	10	78ss
Lacquers	78 x 78S	SE	4.2	6.9	--	8	78ss
	78 x 78SD	SE	2.8	4.0	--	7	78ss
MEDIUM							
Lacquers, Primers, Varnishes, Enamels, House Paints	77 x 77P	PE	4.2	6.8	9.3	9	77ss
	78 x 78P	PE	4.8	7.0	9.4	10	78ss
	78 x 78S	SE	4.2	6.8	--	8	78ss

Note: PE - Pressure External SE - Siphon External PI - Pressure Internal

Nozzle Selection Chart for Extensions EAX, EBX, ENX and ERX

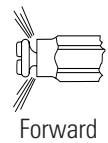
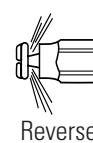
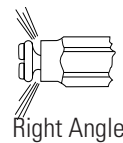
(Use with Model 95, 95A, 2001 Guns)

TYPE OF FLUID TO BE SPRAYED	FLUID X AIR NOZZLES	TYPE	CFM AT			MAX. WIDTH PATTERN AT 8 INCHES
			30 PSI	50 PSI	70 PSI	
LIGHT TO MEDIUM						
Lacquers	J-2SS x AA1	PE	3.1	5.0	6.4	5 in.
	J-2SS x R-6SS	PI	2.9	4.5	6.0	RD.

Fluid Nozzle Orifice Size - J-2SS - .043" (1.1mm)

Nozzle Tips for Extensions

C HC	CVT HCVT	DIRECTION OF SPRAY
52-363	52-2372	Rt. Angle
52-364	--	Reverse
52-365	52-3041	Forward



■ Nozzle Selection Chart - (7D)

Fluid x Air Nozzle Combination	Air Flow Required at 50 PSI (CFM)	Maximum Pattern (Width at 8")	Shape of Spray	Needle
+68ss x 101 ●	6.75	13"	Fan	54-1209
*57ss x R-27ss ●	9	8"	Fan	54-1209
*58ss x R-30ss	12.2	8"	Fan	54-1209
59Ass x 244	11.5	11"	Fan	47-345
59Bss x 250	11	--	Round	47-345
59Bss x 252	11.5	7"	Fan	47-345
59Css x 262 ●	11	7"	Fan	47-345

- * Requires 54-1224 retainer ring.
200 Series air nozzles requires 54-2065 retainer ring.
- † Requires 54-1583 base and 54-1584 ring.
- Standard Setups

Fluid Nozzle Orifice Sizes

68ss	57ss	58ss	59Ass	59Bss	59Css
.110	.218	.281	.171	.218	.281

■ Nozzle Selection Chart - (7E2)

Nozzle Combination Fluid x Air	Fluid Nozzle Orifice Size (Inches)		Air Nozzle Reference			Body Base No.	Spray		Air Required at 50 PSI (CFM)
	No.	Size (Inches)	No.	Figure	Material		Shape	Mix*	
44ss x 1/4 ●	44ss	.250	1/4	1	Steel	--	Round	I	13.2
45ss x 1/4 ●	45ss	.250	1/4	1	Steel	--	Round	I	13.2
45ss x 3/8 ●	45ss	.250	3/8	1	Steel	--	Round	I	20.3
47ss x 3/8	47ss	.375	3/8	1	Steel	--	Round	I	20.3
45ss x 3/8F ●	45ss	.250	3/8F	2	Steel	--	Fan	I	20.0
45ss x 1/4E	45ss	.250	1/4E	6	Brass	--	Fan	E	15.3
46ss x 190	46ss	.312	190	5	T. Carbide	54-1924	Fan	I	11.5
46ss x 191	46ss	.312	191	5	T. Carbide	54-1924	Fan	I	9.0
46ss x 390ss	46ss	.312	390	5	Stnls. Steel	54-1924	Fan	I	11.5
46ss x 391ss ●	46ss	.312	391	5	Stnls. Steel	54-1924	Fan	I	9.0

*I = Internal Mix. E = External Mix. ● Standard Setups

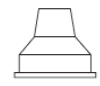


Figure 1

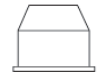


Figure 2

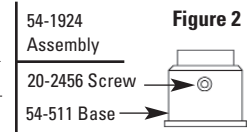


Figure 5

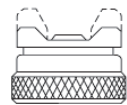


Figure 6

■ Airless Twist-Tip Chart

SURFACE	COATING	FAN WIDTH (in inches)	ORIFICE SIZES									
			.009	.011	.013	.015	.017	.019	.021	.023	.035	.051
Wood Interior Cabinets, Paneling	Stain, Sanding Sealer	6"	309	311	313	-	-	-	-	-	-	-
	Lacquer, Varnish, Shellac, Enamels	8"	-	-	413	-	-	-	-	-	-	
		10"	-	-	513	-	-	-	-	-	-	
Interior Walls Ceilings, Drywall, Plaster	Latex, Vinyl Acrylic	6"	-	-	-	315	-	-	-	-	-	
		8"	-	-	-	415	417	419	-	-	-	
		10"	-	-	513	515	517	519	-	-	-	
		12"	-	-	-	615	617	619	-	-	-	
Overhang	Primers, Enamels Vinyl	6"	-	-	-	315	-	-	-	-	-	
		8"	-	-	-	415	417	-	-	-	-	
		10"	-	-	-	515	517	-	-	-	-	
		12"	-	-	-	-	-	619	-	-	-	
Masonry Block, Stucco, Concrete	Acrylic, Latex, Oil Base, Aklyds	8"	-	-	-	-	417	-	-	-	-	
		10"	-	-	-	-	517	519	521	-	-	
		12"	-	-	-	-	-	621	-	-	-	
Wood Exterior Shingle Siding, Shiplap	Exterior, Stains Latex, Vinyl, Acrylic	10"	-	-	-	-	517	519	521	-	-	
		12"	-	-	-	-	-	621	-	-	-	
Open Joist Ceiling Areas	MIL White HI Build	10"	-	-	-	-	-	519	521	523	535	
		12"	-	-	-	-	-	621	-	-	551	

Note: Order using 454-, then the three digit number with proper fan width and orifice opening, Example 454-517.

■ Twist-Tip Base Retainers - (Part Sheet 77-2613)

Assembly	454-3	454-5
Number	3/4"-20	7/8"-14
Binks	Graco, Titan, Wagner	

Note: Tip size is coded into listed part no. below
 Example: 454-5 17 "17" = .017 orifice
 "5" x 2 = 10" fan

System Solutions

When it comes to complete systems Binks leads the way with high transfer-efficient spray guns, reliable fluid handling equipment, efficient air purifying systems and quality accessories.

The Binks Mach series spray guns set the industry standard for reliable low, medium, and high-pressure HVLP spray finishing, offering the most complete line in the industry. Models 95 and 2001 spray guns remain the most popular conventional spray guns and feature our famous "60" series nozzles, capable of atomizing the full range of today's coatings.

Today, Binks has redefined its place in the finishing industry with quality products and responsive customer service. Whether it's furniture, aerospace, electronics, appliance or automotive finishing, Binks' experts are waiting to match your needs with its products.

At Binks, we are a renewed company with a proud tradition.



■ Spray Guns

- Manual and automatic conventional air spray and HVLP
- Manual and automatic airless & air-assisted airless
- Mastic & extrusion guns
- Plural component
- Anodized forged aluminum gun bodies
- Waterborne compatible, stainless steel passages
- Gravity feed, suction feed and pressure feed

■ Cups and Tanks

- Siphon cups, pressure cups
- Aluminum, stainless steel, agitated
- 2 qt. pressure cup
- 2.8, 9.8, 11.8, and 19.8 gal. pressure tanks

■ Pumps

- Diaphragm and piston
- Low, medium and high pressure
- Variety of mounting accessories

■ Hose

- Fluid and air hose
- Ball and air-adjusting valves
- Quick disconnects, fittings and connections

■ Additional Accessories

- Thread adapters
- Fluid nozzles, air caps, needle selections, extensions
- Educational tools and reference literature
- Replacement kits, test kits, regulators
- Respirators
- Spray booth filters

Sales and Service
Through a Nationwide Network of Industrial Distributors



North American Office

ITW Industrial Finishing
Binks
195 Internationale Blvd.
Glendale Heights, IL 60139
Tel. 630-237-5000
Fax. 630-237-5011
www.binks.com

Customer Service

Tel. 800-992-4657
Fax. 877-790-6965

Technical Support

Tel. 888-992-4657
Fax. 888-246-5732

